

**BLUE RIBBON
DOWNS
RACINO, WILL
ROGERS DOWNS
AND REMINGTON
PARK**

JULY 2008

**GAMING
AUDIT**



Oklahoma State Auditor
& Inspector

**OKLAHOMA HORSE RACING COMMISSION
STATISTICAL REPORT OF GAMING OPERATIONS
BLUE RIBBON DOWNS RACINO, WILL ROGERS DOWNS
AND REMINGTON PARK
JULY 2008**

This publication is printed and issued by the State Auditor and Inspector as authorized by 74 O.S. 2001, § 212 and 74 O.S. 2001, § 3105. Forty copies have been prepared and distributed at a cost of \$81.95. Copies have been deposited with the Publications Clearinghouse of the Oklahoma Department of Libraries.



STATE OF OKLAHOMA
OFFICE OF THE AUDITOR AND INSPECTOR

Steve Burrage, CPA
State Auditor and Inspector

August 13, 2008

TO THE MEMBERS OF THE OKLAHOMA
HORSE RACING COMMISSION

Transmitted herewith is the Statistical Report of Gaming Operations for Blue Ribbon Downs Racino, Will Rogers Downs and Remington Park for the month of July 2008, which is the result of our monitoring and data accumulation.

We wish to take this opportunity to express our appreciation for the assistance and cooperation extended to our office during this time.

The Office of the State Auditor and Inspector is committed to serve the public interest by providing independent oversight by issuing reports that serve as a management tool to the state. Our goal is to ensure a government, which is accountable to the people of the State of Oklahoma.

Sincerely,

Michelle R. Day

Michelle R. Day, Esq.
Deputy State Auditor and Inspector

**OKLAHOMA HORSE RACING COMMISSION
STATISTICAL REPORT OF GAMING OPERATIONS
BLUE RIBBON DOWNS RACINO, WILL ROGERS DOWNS AND REMINGTON PARK
FOR THE MONTH OF JULY 2008**

TABLE OF CONTENTS

	<u>PAGE</u>
STATE AUDITOR AND INSPECTOR LETTER	4
STATISTICAL REPORT OF GAMING OPERATIONS	5



STATE OF OKLAHOMA
OFFICE OF THE AUDITOR AND INSPECTOR

Steve Burrage, CPA
State Auditor and Inspector

**TO THE MEMBERS OF THE OKLAHOMA
HORSE RACING COMMISSION**

We compiled the information presented in this report from the statistical data obtained from the gaming vendors and licensees located at Blue Ribbon Downs Racino, Will Rogers Downs and Remington Park for the month of July 2008.

We were not engaged to perform an audit in accordance with generally accepted auditing standards, the objective of which would be the expression of an opinion on specified elements or accounts. Accordingly, we do not express such an opinion. This report relates only to the procedures specified above and does not extend to any financial statements of the racetracks or racinos taken as a whole.

In planning and performing these procedures, we considered the internal control structure of the gaming departments; however, our procedures were substantially less in scope than the procedures we would have applied if we had been engaged to express an opinion on the internal controls. Accordingly, we do not express an opinion on their internal control structure.

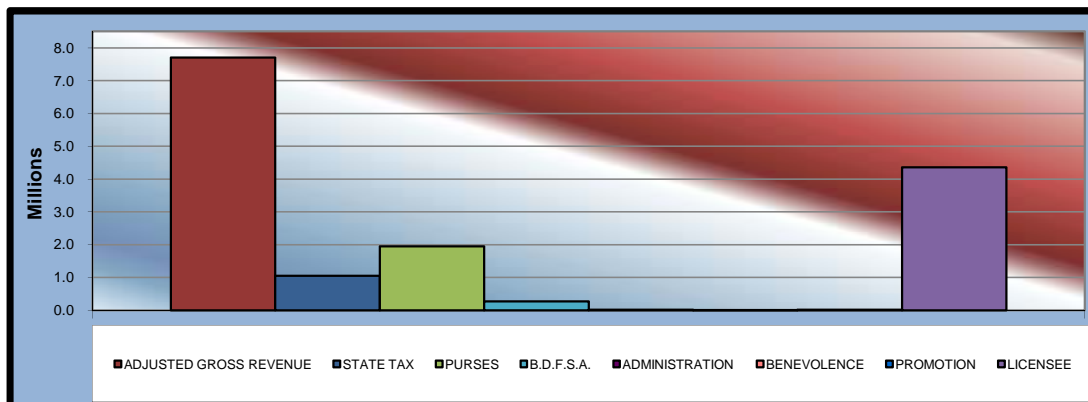
Sincerely,

Michelle R. Day, Esq.
Deputy State Auditor and Inspector

August 13, 2008

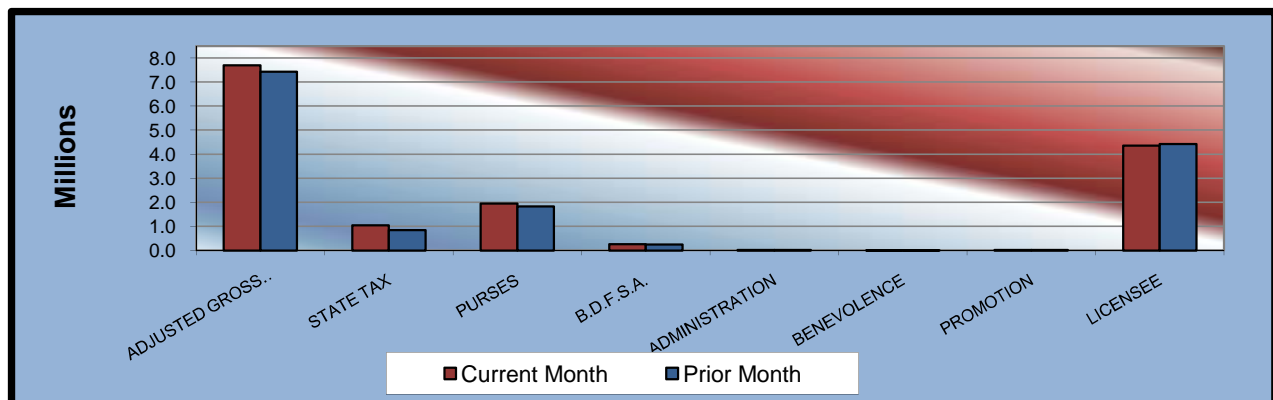
**OKLAHOMA STATE AUDITOR & INSPECTOR
GAMING AT OKLAHOMA HORSE RACING TRACKS
July 2008**

	<u>TOTAL</u>	<u>BLUE RIBBON DOWNS</u>	<u>WILL ROGERS DOWNS</u>	<u>REMINGTON PARK</u>
Gaming Days This Month	93	31	31	31
Opening Date		10/17/05	12/09/05	11/21/05
Adjusted Gross Revenue	<u>\$7,697,197.23</u>	<u>\$369,883.72</u>	<u>\$1,713,573.08</u>	<u>\$5,613,740.43</u>
State Tax				
Higher Education Trust Fund	126,048.81	4,438.60	20,562.88	101,047.33
Education Reform	924,357.94	32,549.77	150,794.43	741,013.74
Purse Fund				
<u>Purses</u>				
Thoroughbred	956,799.55	35,578.19	201,259.15	719,962.21
Quarterhorse	866,786.03	36,826.55	204,729.14	625,230.34
Paint & Appaloosa	128,201.43	8,183.67	45,495.36	74,522.40
Breeding Development Fund				
<u>Special Account</u>				
Thoroughbred	130,330.66	4,993.43	24,289.90	101,047.33
Quarterhorse	138,243.22	3,745.07	20,819.91	113,678.24
Paint & Appaloosa	13,037.44	832.24	4,626.65	7,578.55
<u>Administration</u>				
Thoroughbred	11,150.05	416.12	2,313.32	8,420.61
Quarterhorse	10,307.99	416.12	2,313.32	7,578.55
Paint & Appaloosa	1,448.60	92.47	514.07	842.06
<u>Benevolence</u>				
Thoroughbred	5,575.04	208.06	1,156.67	4,210.31
Quarterhorse	5,154.00	208.06	1,156.67	3,789.27
Paint & Appaloosa	724.32	46.24	257.05	421.03
<u>Promotions</u>				
Thoroughbred	11,150.05	416.12	2,313.32	8,420.61
Quarterhorse	10,307.99	416.12	2,313.32	7,578.55
Paint & Appaloosa	1,448.60	92.47	514.07	842.06
Licensee	\$4,356,125.51	\$240,424.42	\$1,028,143.85	\$3,087,557.24



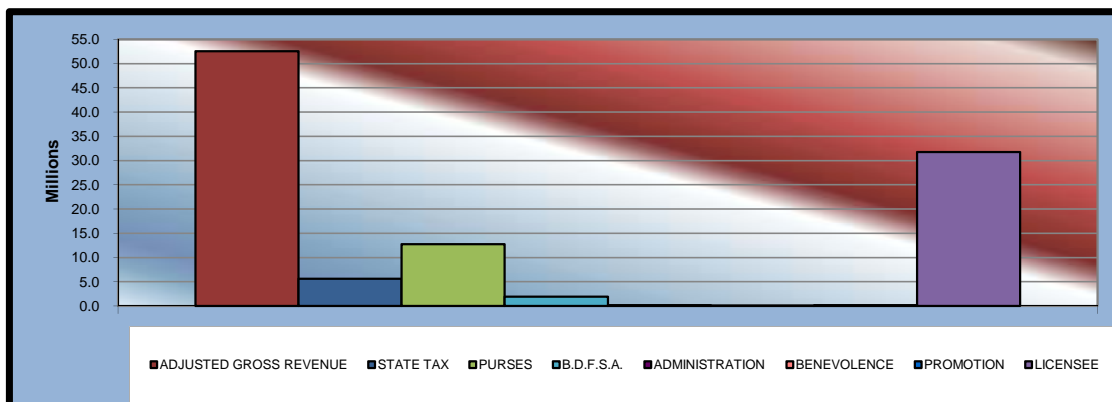
OKLAHOMA STATE AUDITOR & INSPECTOR
GAMING AT OKLAHOMA HORSE RACING TRACKS
July 2008

	<u>TOTAL</u>	<u>PRIOR MONTH</u>	<u>% CHANGE</u>	<u>PRIOR YEAR</u>	<u>% CHANGE</u>
Gaming Days	93	90	3.33%	93	0.00%
Opening Date					
Adjusted Gross Revenue	\$7,697,197.23	\$7,435,644.87	3.52%	\$6,247,091.96	23.21%
State Tax					
Higher Education Trust Fund	126,048.81	102,080.54	23.48%	90,980.21	38.55%
Education Reform	924,357.94	748,590.60	23.48%	667,188.21	38.55%
Purse Fund					
<u>Purses</u>					
Thoroughbred	956,799.55	903,303.55	5.92%	774,284.17	23.57%
Quarterhorse	866,786.03	815,360.87	6.31%	711,221.13	21.87%
Paint & Appaloosa	128,201.43	118,603.31	8.09%	103,468.59	23.90%
Breeding Development Fund					
<u>Special Account</u>					
Thoroughbred	130,330.66	123,416.98	5.60%	93,448.09	39.47%
Quarterhorse	138,243.22	131,590.67	5.06%	92,006.85	50.25%
Paint & Appaloosa	13,037.44	12,061.36	8.09%	10,522.22	23.90%
<u>Administration</u>					
Thoroughbred	11,150.05	10,530.46	5.88%	8,899.82	25.28%
Quarterhorse	10,307.99	9,712.31	6.13%	8,238.24	25.12%
Paint & Appaloosa	1,448.60	1,340.15	8.09%	1,169.15	23.90%
<u>Benevolence</u>					
Thoroughbred	5,575.04	5,265.23	5.88%	4,449.90	25.28%
Quarterhorse	5,154.00	4,856.16	6.13%	4,119.11	25.12%
Paint & Appaloosa	724.32	670.08	8.09%	584.57	23.91%
<u>Promotions</u>					
Thoroughbred	11,150.05	10,530.46	5.88%	8,899.82	25.28%
Quarterhorse	10,307.99	9,712.31	6.13%	8,238.24	25.12%
Paint & Appaloosa	1,448.60	1,340.15	8.09%	1,169.15	23.90%
Licensee	\$4,356,125.51	\$4,426,679.68	-1.59%	\$3,658,204.50	19.08%



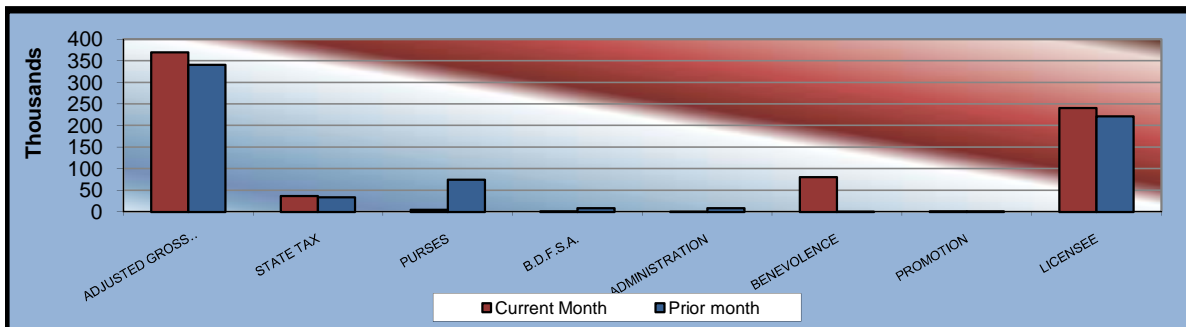
**OKLAHOMA STATE AUDITOR & INSPECTOR
GAMING AT OKLAHOMA HORSE RACING TRACKS
CALENDAR 2008**

	<u>TOTAL</u>	<u>BLUE RIBBON DOWNS</u>	<u>WILL ROGERS DOWNS</u>	<u>REMINGTON PARK</u>
Gaming Days This Year	639	213	213	213
Opening Date		10/17/05	12/09/05	11/21/05
Adjusted Gross Revenue	<u>\$52,530,132.53</u>	<u>\$2,527,320.33</u>	<u>\$12,246,938.68</u>	<u>\$37,755,873.52</u>
State Tax				
Higher Education Trust Fund	676,896.82	30,327.84	146,963.26	499,605.72
Education Reform	4,963,910.12	222,404.20	1,077,730.62	3,663,775.30
Purse Fund				
<u>Purses</u>				
Thoroughbred	6,180,568.43	243,096.62	1,095,281.03	4,842,190.78
Quarterhorse	5,720,764.76	251,626.32	1,264,078.04	4,205,060.40
Paint & Appaloosa	838,032.37	55,916.96	280,906.22	501,209.19
Breeding Development Fund				
<u>Special Account</u>				
Thoroughbred	1,011,071.83	34,118.83	297,347.28	679,605.72
Quarterhorse	918,695.86	25,589.12	128,550.30	764,556.44
Paint & Appaloosa	85,223.67	5,686.48	28,566.75	50,970.44
<u>Administration</u>				
Thoroughbred	73,760.39	2,843.23	14,283.35	56,633.81
Quarterhorse	68,097.02	2,843.23	14,283.35	50,970.44
Paint & Appaloosa	9,469.27	631.82	3,174.07	5,663.38
<u>Benevolence</u>				
Thoroughbred	36,880.21	1,421.62	7,141.69	28,316.90
Quarterhorse	34,048.52	1,421.62	7,141.69	25,485.21
Paint & Appaloosa	4,734.67	315.95	1,587.03	2,831.69
<u>Promotions</u>				
Thoroughbred	73,760.40	2,843.23	14,283.35	56,633.82
Quarterhorse	68,097.02	2,843.23	14,283.35	50,970.44
Paint & Appaloosa	9,469.28	631.82	3,174.07	5,663.39
Licensee	\$31,756,651.90	\$1,642,758.23	\$7,848,163.22	\$22,265,730.45



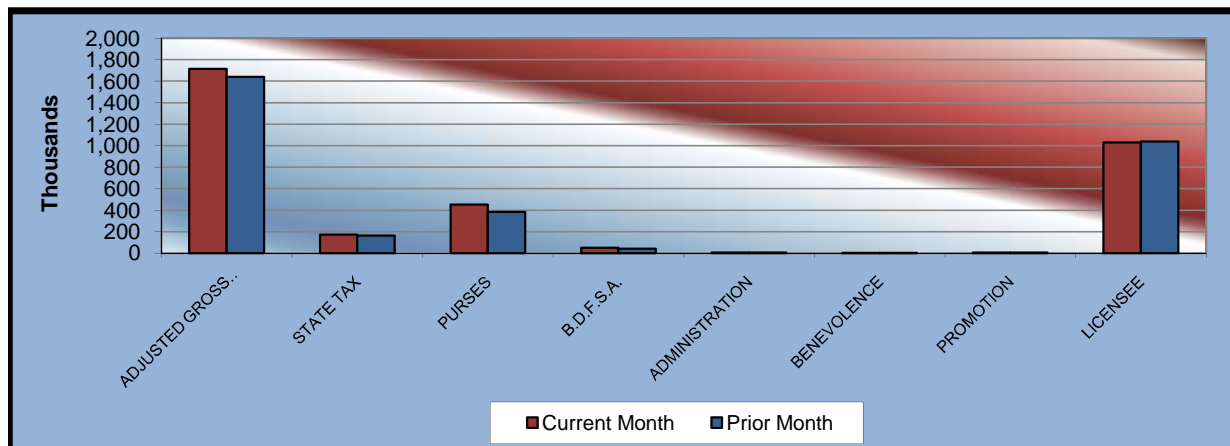
**OKLAHOMA STATE AUDITOR & INSPECTOR
GAMING AT OKLAHOMA HORSE RACING TRACKS
July 2008**

<u>Blue Ribbon Downs</u>	<u>CURRENT MONTH</u>	<u>PRIOR MONTH</u>	<u>% CHANGE</u>	<u>JULY 2007</u>	<u>% CHANGE</u>
Gaming Days	31	30	3.33%	31	0.00%
Opening Date	10/17/2005				
Adjusted Gross Revenue	\$369,883.72	\$340,697.29	8.57%	\$361,144.37	2.42%
<u>State Tax</u>					
Higher Education Trust Fund	4,438.60	4,088.37	8.57%	4,333.73	2.42%
Education Reform	32,549.77	29,981.36	8.57%	31,780.70	2.42%
<u>Purse Fund</u>					
<u>Purses</u>					
Thoroughbred	35,578.19	32,770.83	8.57%	35,347.00	0.65%
Quarterhorse	36,826.55	33,920.68	8.57%	35,956.44	2.42%
Paint & Appaloosa	8,183.67	7,537.93	8.57%	7,990.32	2.42%
Breeding Development Fund					
<u>Special Account</u>					
Thoroughbred	4,993.43	4,599.41	8.57%	4,266.02	17.05%
Quarterhorse	3,745.07	3,449.56	8.57%	3,656.59	2.42%
Paint & Appaloosa	832.24	766.57	8.57%	812.57	2.42%
<u>Administration</u>					
Thoroughbred	416.12	383.28	8.57%	406.29	2.42%
Quarterhorse	416.12	383.28	8.57%	406.29	2.42%
Paint & Appaloosa	92.47	85.17	8.57%	90.29	2.41%
<u>Benevolence</u>					
Thoroughbred	208.06	191.64	8.57%	203.14	2.42%
Quarterhorse	208.06	191.64	8.57%	203.14	2.42%
Paint & Appaloosa	46.24	42.60	8.54%	45.14	2.44%
<u>Promotions</u>					
Thoroughbred	416.12	383.28	8.57%	406.29	2.42%
Quarterhorse	416.12	383.28	8.57%	406.29	2.42%
Paint & Appaloosa	92.47	85.17	8.57%	90.29	2.41%
Licensee	\$240,424.42	\$221,453.24	8.57%	\$234,743.84	2.42%



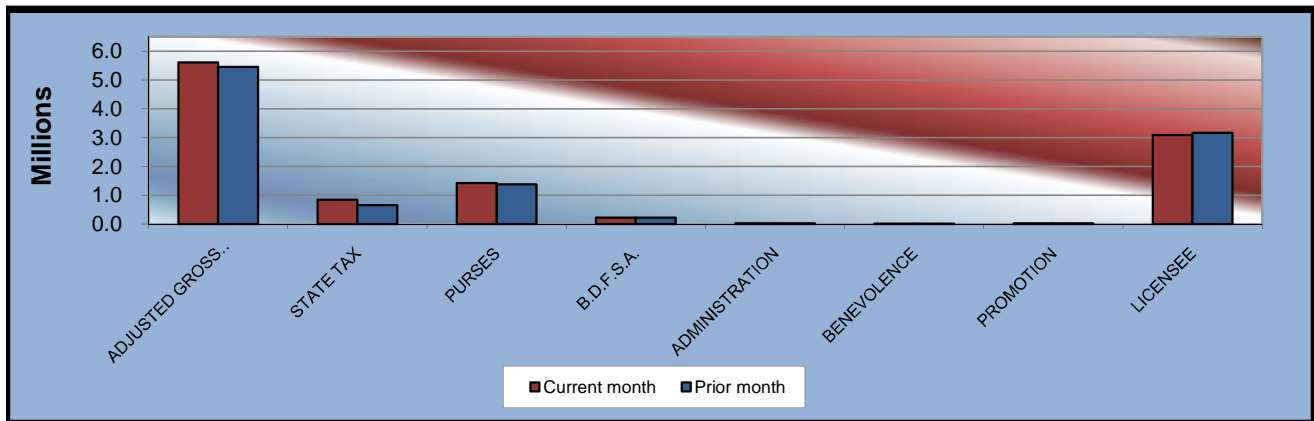
**OKLAHOMA STATE AUDITOR & INSPECTOR
GAMING AT OKLAHOMA HORSE RACING TRACKS
July 2008**

<u>Will Rogers Downs</u>	<u>CURRENT MONTH</u>	<u>PRIOR MONTH</u>	<u>% CHANGE</u>	<u>JULY 2007</u>	<u>% CHANGE</u>
Gaming Days	31	30	3.33%	31	0.00%
Opening Date	12/09/05				
Adjusted Gross Revenue	\$1,713,573.08	\$1,640,656.49	4.44%	\$1,475,397.98	16.14%
State Tax					
Higher Education Trust Fund	20,562.88	19,687.88	4.44%	17,704.78	16.14%
Education Reform	150,794.43	144,377.77	4.44%	129,835.02	16.14%
Purse Fund					
<u>Purses</u>					
Thoroughbred	201,259.15	171,019.89	17.68%	163,360.45	23.20%
Quarterhorse	204,729.14	173,968.52	17.68%	166,177.00	23.20%
Paint & Appaloosa	45,495.36	38,659.67	17.68%	36,928.22	23.20%
Breeding Development Fund					
<u>Special Account</u>					
Thoroughbred	24,289.90	20,640.33	17.68%	19,715.91	23.20%
Quarterhorse	20,819.91	17,691.72	17.68%	16,899.36	23.20%
Paint & Appaloosa	4,626.65	3,931.50	17.68%	3,755.41	23.20%
<u>Administration</u>					
Thoroughbred	2,313.32	1,965.74	17.68%	1,877.71	23.20%
Quarterhorse	2,313.32	1,965.74	17.68%	1,877.71	23.20%
Paint & Appaloosa	514.07	436.83	17.68%	417.27	23.20%
<u>Benevolence</u>					
Thoroughbred	1,156.67	982.87	17.68%	938.85	23.20%
Quarterhorse	1,156.67	982.87	17.68%	938.85	23.20%
Paint & Appaloosa	257.05	218.41	17.69%	208.64	23.20%
<u>Promotions</u>					
Thoroughbred	2,313.32	1,965.74	17.68%	1,877.71	23.20%
Quarterhorse	2,313.32	1,965.74	17.68%	1,877.71	23.20%
Paint & Appaloosa	514.07	436.83	17.68%	417.27	23.20%
Licensee	\$1,028,143.85	\$1,039,758.44	-1.12%	\$910,590.12	12.91%



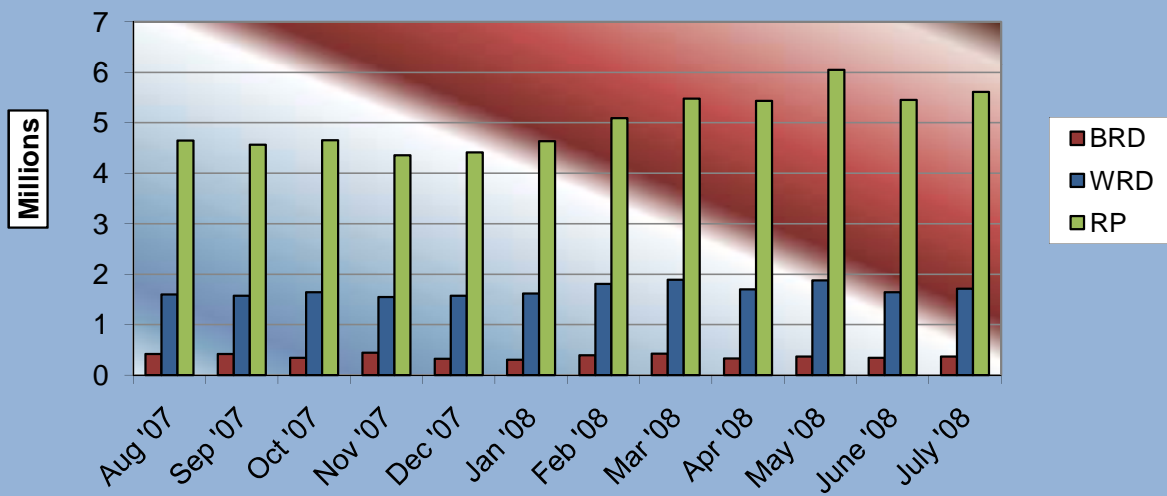
**OKLAHOMA STATE AUDITOR & INSPECTOR
GAMING AT OKLAHOMA HORSE RACING TRACKS
July 2008**

<u>Remington Park</u>	<u>CURRENT MONTH</u>	<u>PRIOR MONTH</u>	<u>% CHANGE</u>	<u>JULY 2007</u>	<u>% CHANGE</u>
Gaming Days	31	30	3.33%	31	0.00%
Opening Date	11/21/05				
Adjusted Gross Revenue	\$5,613,740.43	\$5,454,291.09	2.92%	\$4,410,549.61	27.28%
<u>State Tax</u>					
Higher Education Trust Fund	101,047.33	78,304.29	29.04%	68,941.70	46.57%
Education Reform	741,013.74	574,231.47	29.04%	505,572.49	46.57%
<u>Purse Fund</u>					
<u>Purses</u>					
Thoroughbred	719,962.21	699,512.83	2.92%	575,576.72	25.09%
Quarterhorse	625,230.34	607,471.67	2.92%	509,087.69	22.81%
Paint & Appaloosa	74,522.40	72,405.71	2.92%	58,550.05	27.28%
Breeding Development Fund					
<u>Special Account</u>					
Thoroughbred	101,047.33	98,177.24	2.92%	69,466.16	45.46%
Quarterhorse	113,678.24	110,449.39	2.92%	71,450.90	59.10%
Paint & Appaloosa	7,578.55	7,363.29	2.92%	5,954.24	27.28%
<u>Administration</u>					
Thoroughbred	8,420.61	8,181.44	2.92%	6,615.82	27.28%
Quarterhorse	7,578.55	7,363.29	2.92%	5,954.24	27.28%
Paint & Appaloosa	842.06	818.15	2.92%	661.59	27.28%
<u>Benevolence</u>					
Thoroughbred	4,210.31	4,090.72	2.92%	3,307.91	27.28%
Quarterhorse	3,789.27	3,681.65	2.92%	2,977.12	27.28%
Paint & Appaloosa	421.03	409.07	2.92%	330.79	27.28%
<u>Promotions</u>					
Thoroughbred	8,420.61	8,181.44	2.92%	6,615.82	27.28%
Quarterhorse	7,578.55	7,363.29	2.92%	5,954.24	27.28%
Paint & Appaloosa	842.06	818.15	2.92%	661.59	27.28%
Licensee	\$3,087,557.24	\$3,165,468.00	-2.46%	\$2,512,870.54	22.87%



**OKLAHOMA STATE AUDITOR & INSPECTOR
GAMING AT OKLAHOMA HORSE RACING TRACKS
July 2008**

**ADJUSTED GROSS REVENUE
PREVIOUS TWELVE MONTHS**





**OFFICE OF THE STATE AUDITOR AND INSPECTOR
2300 N. LINCOLN BOULEVARD, ROOM 100
OKLAHOMA CITY, OK 73105-4896**

WWW.SAI.STATE.OK.US